



SUPERINTENDENT'S PROPOSED BUDGET

FISCAL YEAR 2022-23

Putnam Learners



*Passionate
Empowered
Proud*



Our Vision

**Putnam Public School
graduates...**

are independent learners who can apply their knowledge for different purposes. They are resilient, persistent and adaptable and can embrace the future. With empathy and understanding of diverse cultures and perspectives our learners can work in a collaborative fashion to find creative solutions to problems. Failure is viewed as an opportunity for future success and exploration of the world is encouraged.

OCTOBER 1, 2021 STATE REPORT

Student Enrollment

1,126

Certified Staff

126.4

Non-Certified Staff

117.39



COMPETING DEMANDS



What drives the budget?

Salaries

Benefits

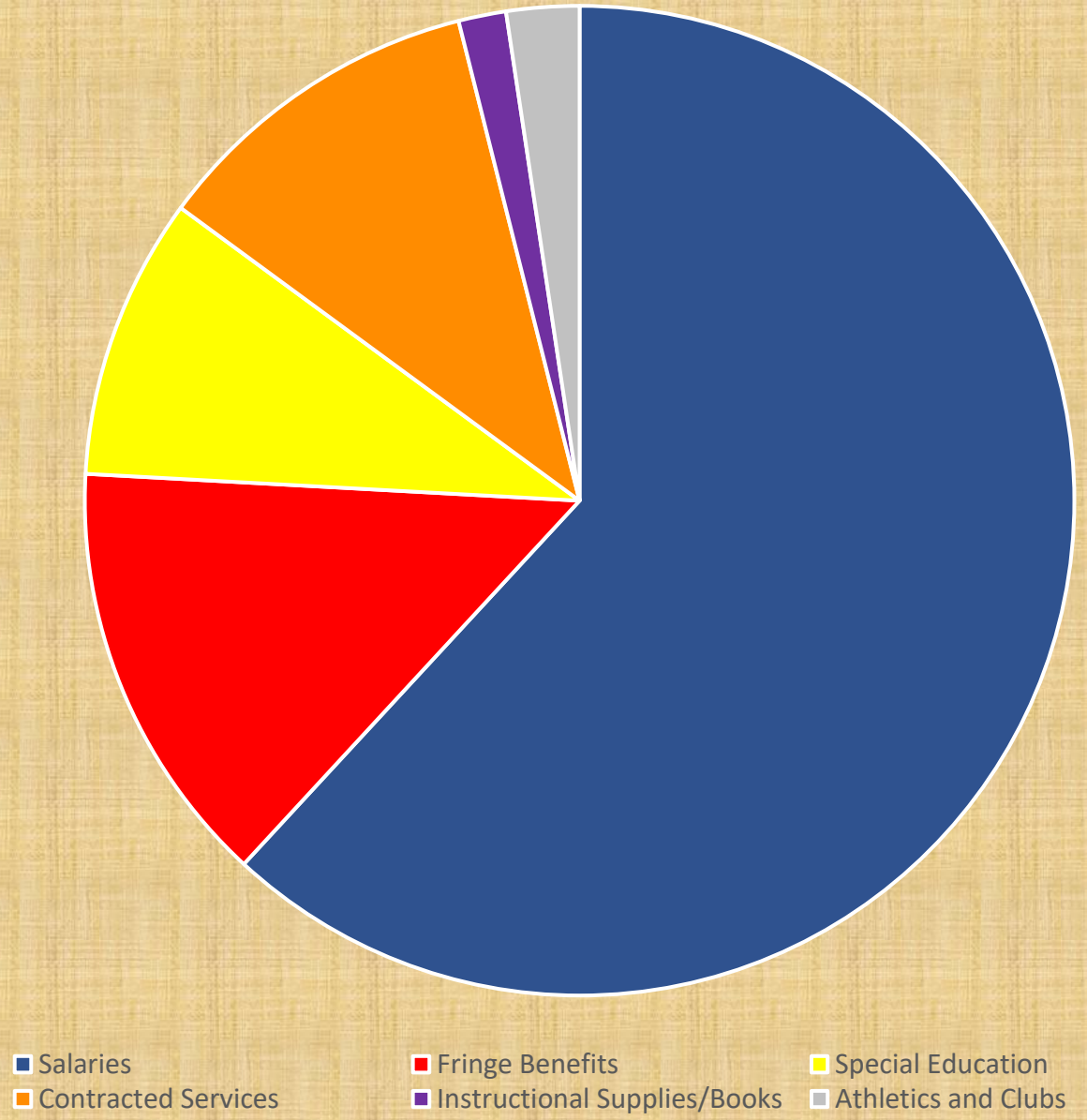
Special Education

Maintenance Contract

Transportation Contract

Athletics and Clubs

BUDGET DRIVERS



Efforts to be
Fiscally
Responsible

Long Term Contracts

Medicaid Reimbursement

Intelligent Power Management

Electronic Communication

Solar Project

What is NCE?

Net current expenditures (NCE) are calculated as defined in Connecticut General Statutes (C.G.S.) Section 10-261(a)(3). NCE includes all current public elementary and secondary expenditures from all sources, excluding reimbursable regular education transportation, tuition revenue, capital expenditures for land, buildings and equipment, and debt service. The information for determining NCE is provided from the Education Financial System (EFS).

NCE and
Local
Contributions
DRG "G"

District	2019-20	Local	%
Plainfield	16043	7740	0.48
Putnam	17358	8470	0.49
Naugatuck	15595	7814	0.50
Winchester	21233	11052	0.52
Killingly	17478	9150	0.52
East Haven	16348	9188	0.56
Bristol	15936	9004	0.57
Vernon	17007	10154	0.60
Torrington	18600	11216	0.60
Groton	17068	10838	0.63
Manchester	17172	10990	0.64
Bloomfield	19891	13666	0.69
Middletown	19648	13552	0.69
Hamden	20172	14786	0.73
Stratford	16970	12966	0.76

Budget Concerns

Impact of Inflation on
Supplies and Services

Upcoming Contractual
Negotiations

Expiring Grants

Stimulus Funded Staff & Programs

Positive Regard
\$310,000

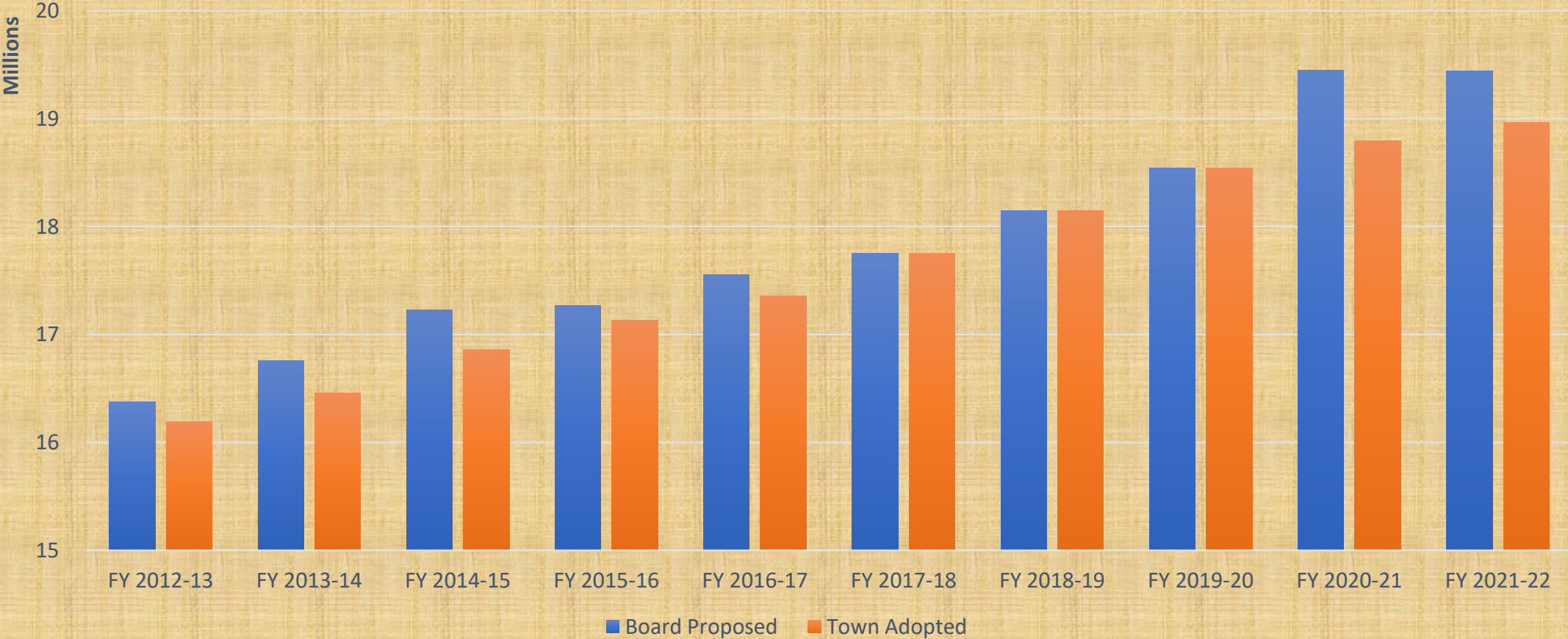
Extended Day
Programs
\$124,850


Math Program
\$90,000

Certified Staff
\$350,000

Intervention
Programs
\$130,000

History of Requests and Allocations

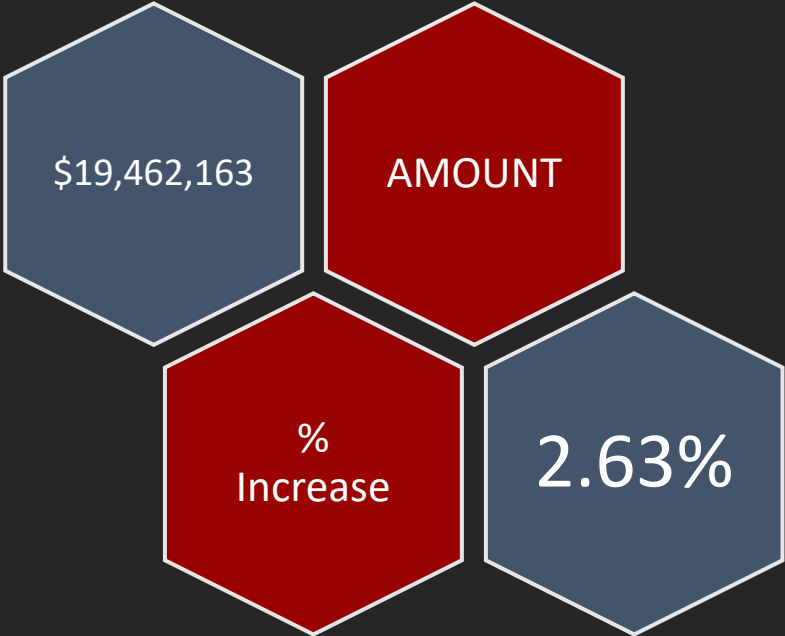




BUDGET HISTORY

		Board Proposed	Town Adopted
10-Year Average	FY 2012-2022	2.91%	1.59%
5-Year Average	FY 2017-2022	3.00%	1.79%

FY 2022-23 Proposed Budget





INCREASE IN PERSPECTIVE

MEDIAN ASSESSED HOME VALUE \$196,800

\$498,756 increase = .69 mill increase

PER YEAR \$95.05

PER MONTH \$7.92

PER WEEK \$1.83

PER DAY \$0.26

Adaptable
Resilient,
Determined
Creative
Persistent
Collaborative
Empathetic

ONE PUTNAM